

## **Report on SSS**

Student feedback through the years has been effectively implemented so as to benefit the student's community. During the year 2021-22 feedback was sought from undergraduate and post graduate students from various disciplines on the quality of their learning experiences in college and their expectations thereof.

### **Mechanism of Feedback:**

- A Google form was created with questions pertaining to the different aspects to be assessed
- The web link to the feedback questionnaire was provided to the students with a request to complete the form within the stipulated time •
- Feedback collected was analyzed for quality improvement measures.

### **Aspects of the Questionnaire:**

The feedback questionnaire comprised of 21 questions. A total of 631 students (from all the streams) responded to the questionnaire. The overall responses were positive.

The following summary points extracted from the SSS 2021-22.

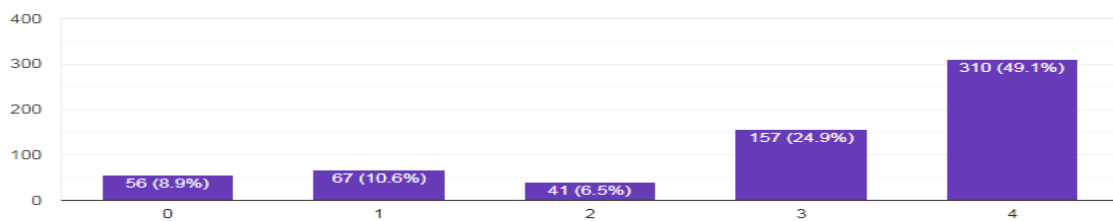
### Criterion II – Teaching–Learning and Evaluation Student Satisfaction Survey on Teaching Learning Process

1. How much of the syllabus was covered in the class?

 Copy

- 4 – 85 to 100%
- 3 – 70 to 84%
- 2 – 55 to 69%
- 1 – 30 to 54%
- 0 – Below 30%

631 responses



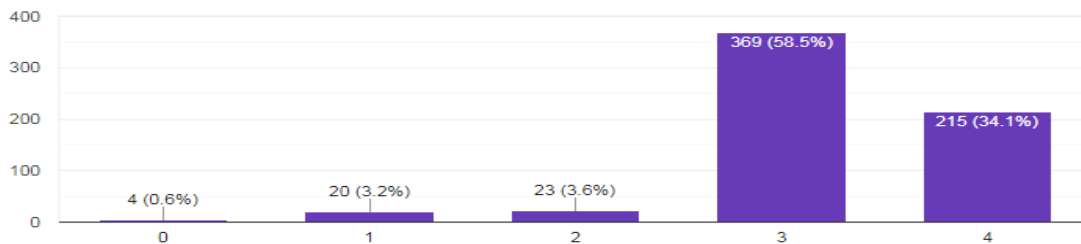
Around 74% students are satisfied about the syllabus covered in the class.

2. How well did the teachers prepare for the classes?

 Copy

- 4 – Thoroughly
- 3 – Satisfactorily
- 2 – Poorly
- 1 – Indifferently
- 0 – Won't teach at all

631 responses



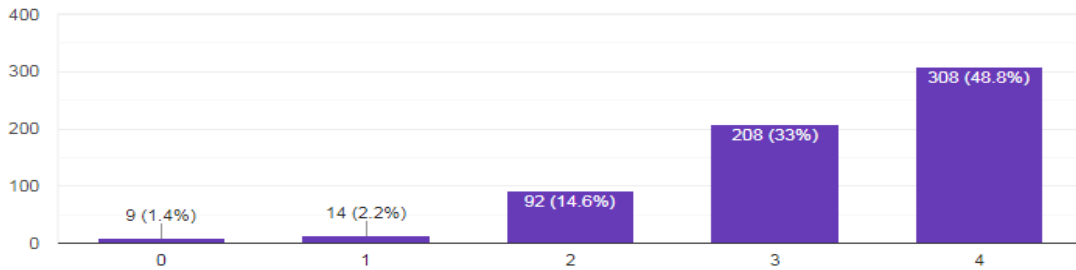
Around 92% of Students responded that teachers are well prepared for the class and they are satisfied about their teaching.

3. How well were the teachers able to communicate?

 Copy

- 4 – Always effective
- 3 – Sometimes effective
- 2 – Just satisfactorily
- 1 – Generally ineffective
- 0 – Very poor communication

631 responses



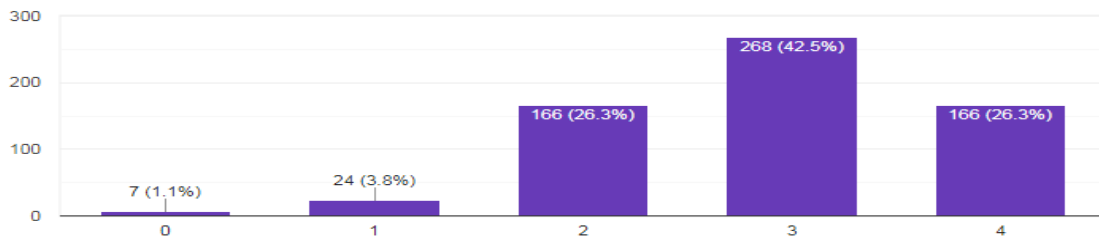
Majority of the students are stated that teachers are able to communicate with the students effectively.

4. The teacher's approach to teaching can best be described as

 Copy

- 4 – Excellent
- 3 – Very good
- 2 – Good
- 1 – Fair
- 0 – Poor

631 responses



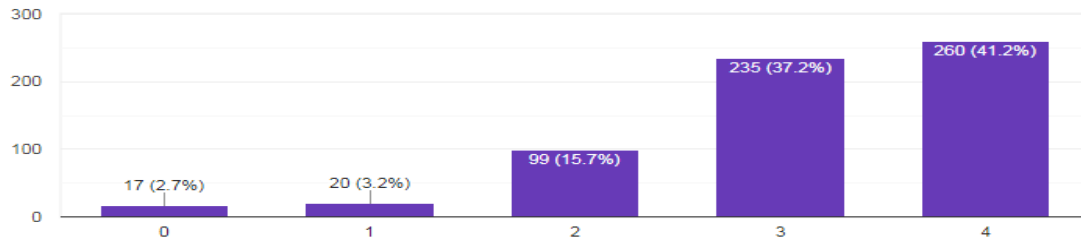
Around 68 % of the respondents have stated that the teachers approach to teaching is very good & excellent.

5. Fairness of the internal evaluation process by the teachers.

 Copy

- 4 – Always fair
- 3 – Usually fair
- 2 – Sometimes unfair
- 1 – Usually unfair
- 0 – Unfair

631 responses



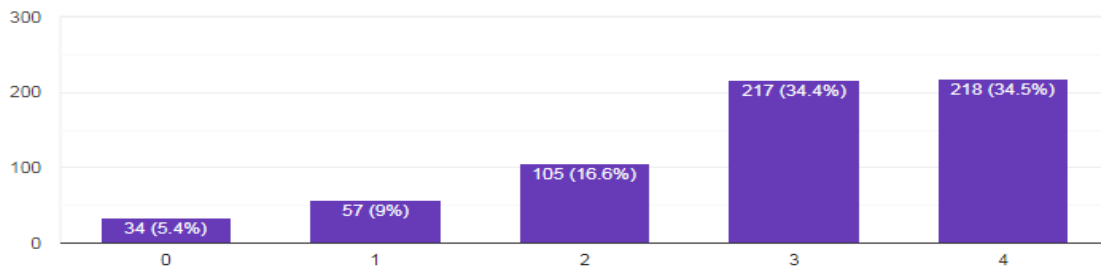
78% of the students have responded that the Internal Evaluation process is fair by the teacher.

6. Was your performance in assignments discussed with you?

 Copy

- 4 – Every time
- 3 – Usually
- 2 – Occasionally/Sometimes
- 1 – Rarely
- 0 – Never

631 responses



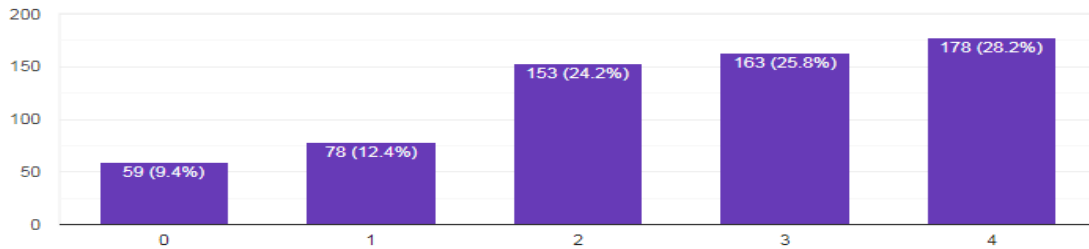
Around 70% of respondents stated that performance in assignments discussed with them always and suggestions will be given for further improvisation.

7. The institute takes active interest in promoting internship, student exchange, field visit opportunities for students.

 Copy

- 4 – Regularly
- 3 – Often
- 2 – Sometimes
- 1 – Rarely
- 0 – Never

631 responses



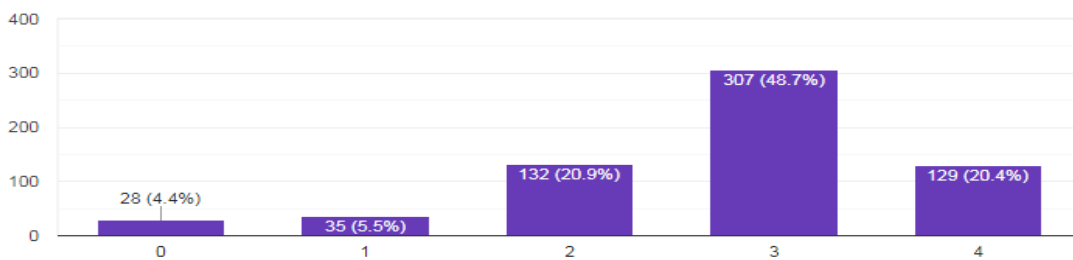
Majority of students responded that institute takes active interest in promoting internship, student exchange and field visit opportunities are provided for the students from various departments.

8. The teaching and mentoring process in your institution facilitates you in cognitive, social and emotional growth.

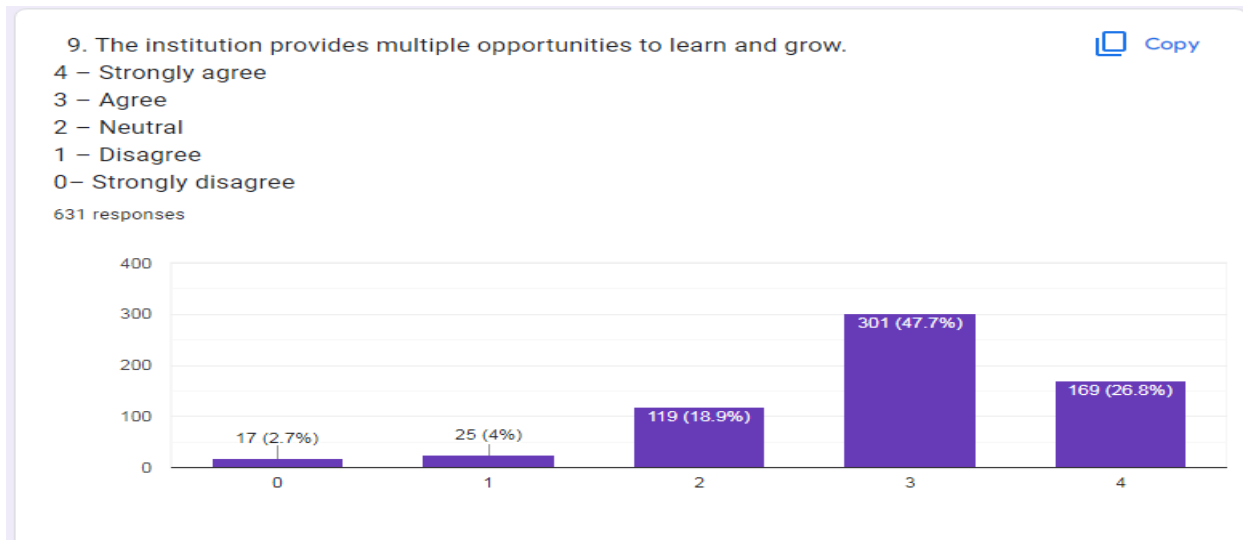
 Copy

- 4 – Significantly
- 3 – Very well
- 2 – Moderately
- 1 – Marginally
- 0 – Not at all

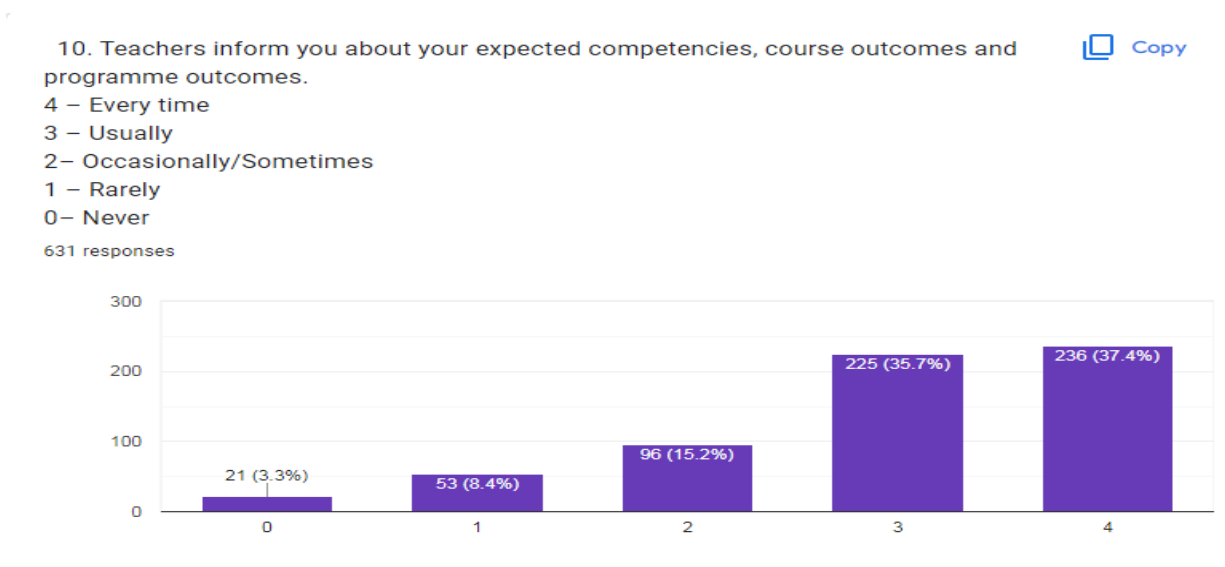
631 responses



70 % of the respondents have highly benefitted from the mentoring process and volunteering programme of institution.



72% of respondents agreed that the institution provides multiple opportunities to learn and grow.



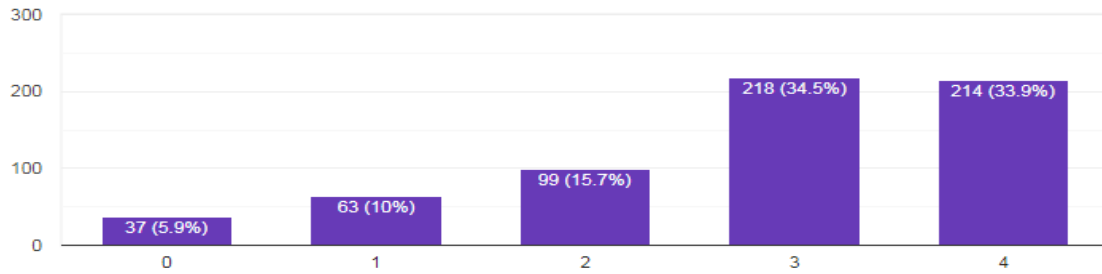
72% of students stated that teachers informs them about course outcomes and programme outcomes which helps them in future.

11. Your mentor does a necessary follow-up with an assigned task to you.



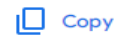
- 4 – Every time
- 3 – Usually
- 2 – Occasionally/Sometimes
- 1 – Rarely
- 0 – I don't have a mentor

631 responses



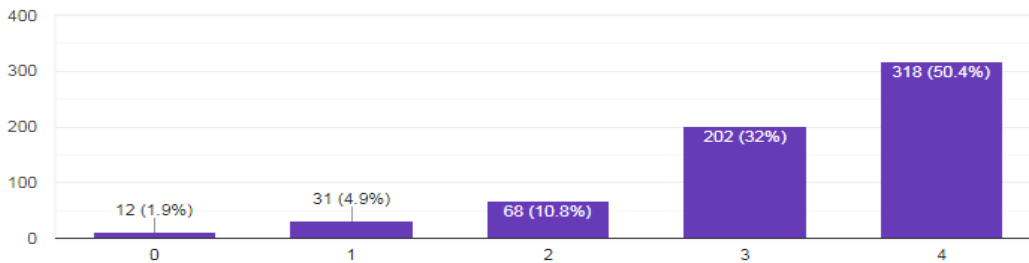
Around 70 % of the respondents are satisfied with the mentoring process.

12. The teachers illustrate the concepts through examples and applications.



- 4 – Every time
- 3 – Usually
- 2 – Occasionally/Sometimes
- 1 – Rarely
- 0 – Never

631 responses



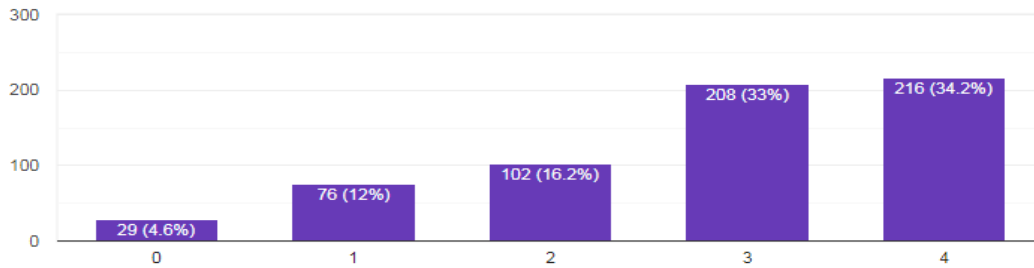
83% of respondents satisfied with the teaching methods of teachers.

13. The teachers identify your strengths and encourage you with providing right level of challenges.

[Copy](#)

- 4 – Fully
- 3 – Reasonably
- 2 – Partially
- 1 – Slightly
- 0 – Unable to

631 responses



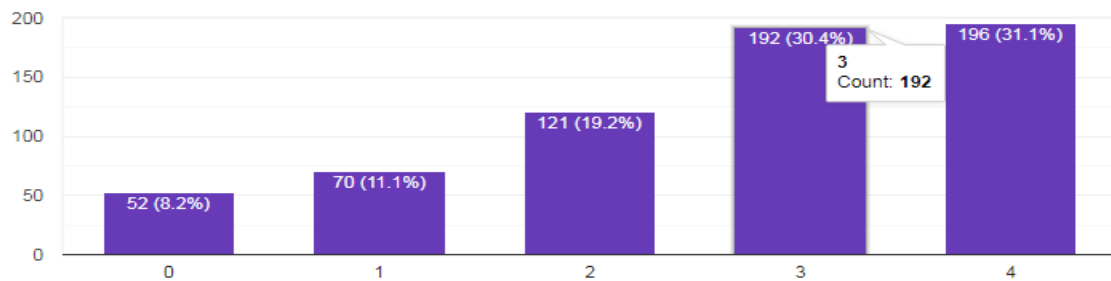
Around 70% of respondents stated that teachers try to identify the strengths of students and based on that they will encourage to reach the right level of challenges.

14. Teachers are able to identify your weaknesses and help you to overcome them.

[Copy](#)

- 4 – Every time
- 3 – Usually
- 2 – Occasionally/Sometimes
- 1 – Rarely
- 0 – Never

631 responses



Around 60% of respondents stated that teachers are able to identify the weakness of students and help them to overcome them.

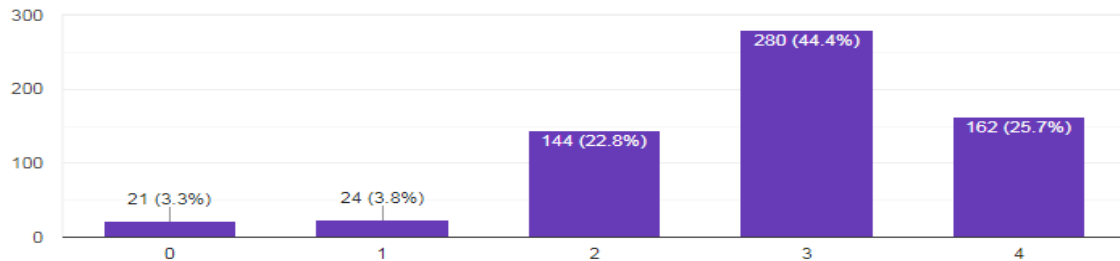


15. The institution makes effort to engage students in the monitoring, review and continuous quality improvement of the teaching learning process.

 Copy

- 4 – Strongly agree
- 3 – Agree
- 2 – Neutral
- 1 – Disagree
- 0 – Strongly disagree

631 responses



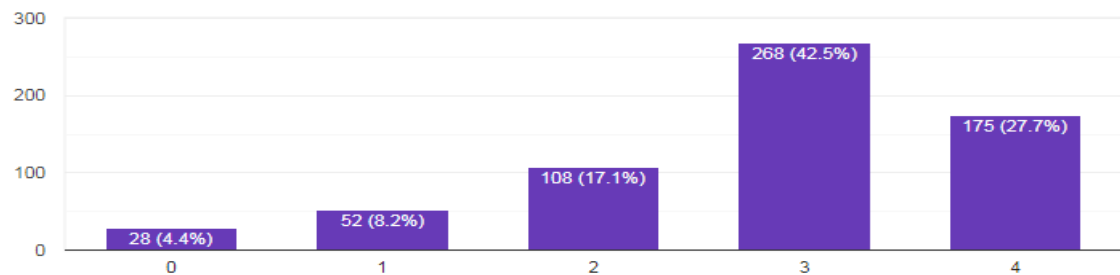
70% of the respondents agreed that to improve quality of teaching learning process the institution makes effort to engage students in the monitoring and reviewing process.

16. The institute/ teachers use student centric methods, such as experiential learning, participative learning and problem solving methodologies for enhancing learning experiences.

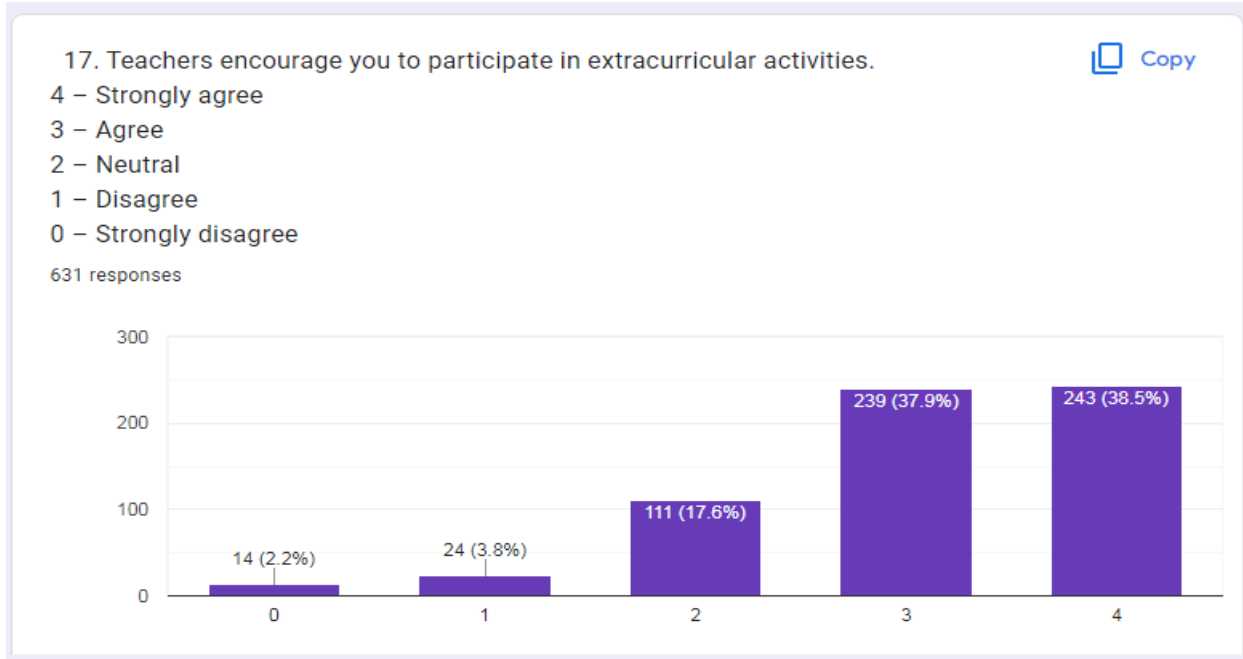
 Copy

- 4 – To a great extent
- 3 – Moderate
- 2 – Some what
- 1 – Very little
- 0 – Not at all

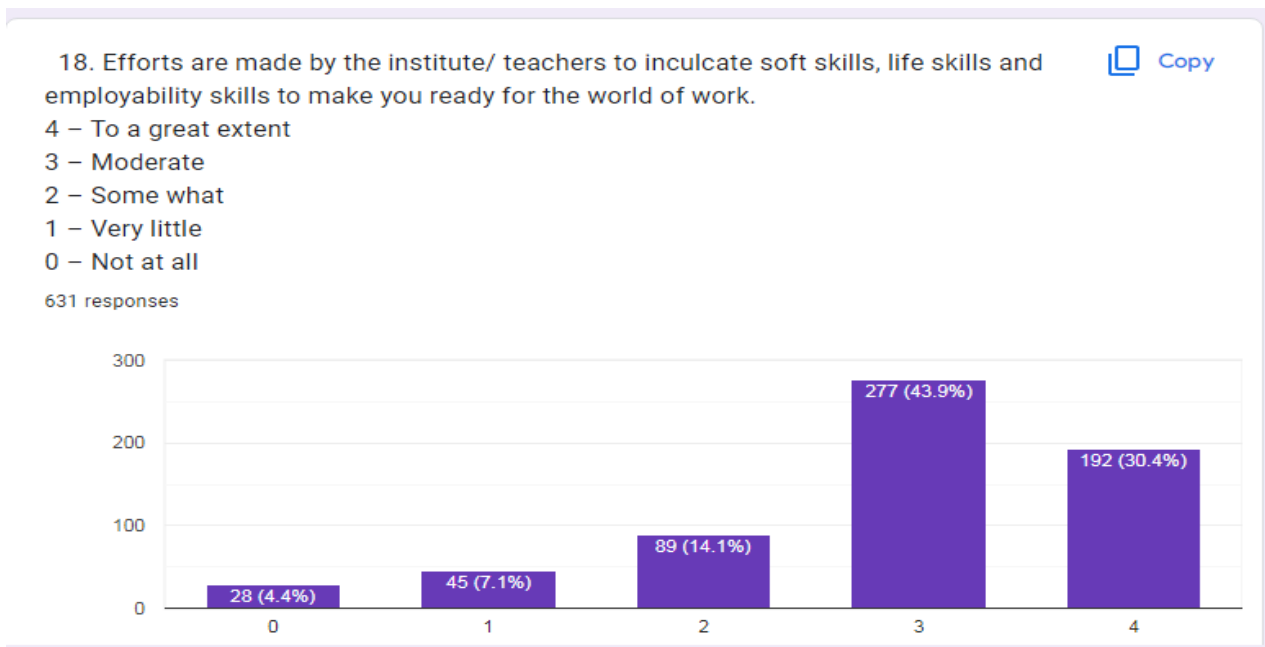
631 responses



Around 70% of the respondents satisfied with student centric methods of teaching and learning such as experimental learning, participative learning and problem solving methodologies so on.



76% of respondents stated that teachers encourage them to participate in extracurricular activities which enhances their skills in various field.



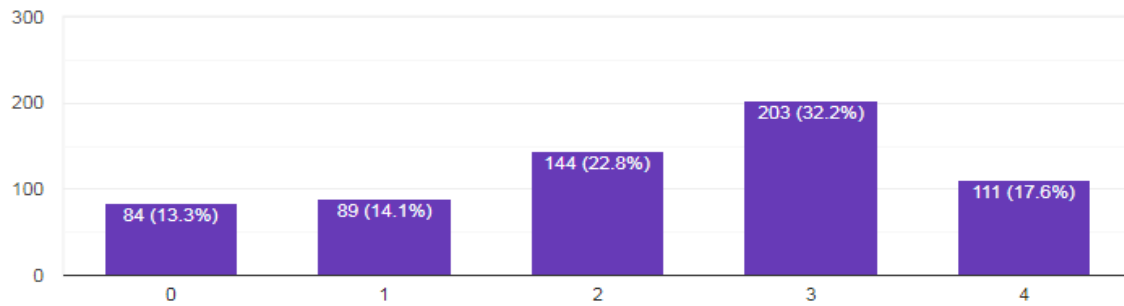
Around 74% of respondents agreed that the institute as well as teachers will try to inculcate soft skills and employability skills among students.

19. What percentage of teachers use ICT tools such as LCD projector, Multimedia, etc. while teaching.



- 4 – Above 90%
- 3 – 70 – 89%
- 2 – 50 – 69%
- 1 – 30 – 49%
- 0 – Below 29%

631 responses



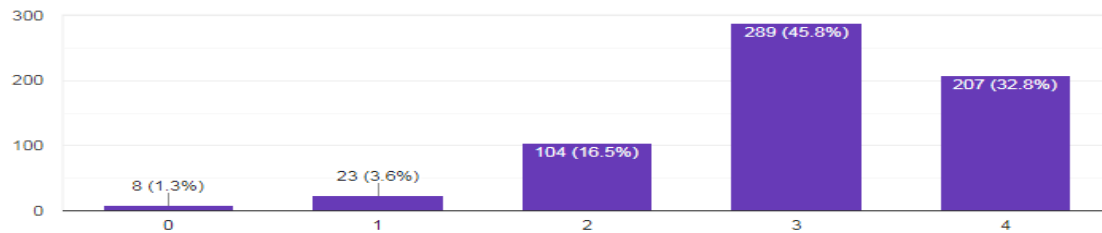
According to respondents almost all the teachers will use ICT tools in their teaching method.

20. The overall quality of teaching-learning process in your institute is very good.



- 4 – Strongly agree
- 3 – Agree
- 2 – Neutral
- 1 – Disagree
- 0 – Strongly disagree

631 responses



Overall 80% of respondents agreed that the quality of teaching-learning process in our institute is very good and they are satisfied.

21. Give three observation / suggestions to improve the overall teaching – learning experience in your institution.

631 responses

Students were thoroughly satisfied with Teachers' preparation, communication, Syllabus completion, and mentoring process and so on.

Students were mostly satisfied by the college and few notable suggestions were made to incorporate research activities.